



GCP-530/1030



GCP-206P/425P



50MHz and 100MHz AC/DC Current Measurement

For easily observing current waveforms under a wide bandwidth and with high sensitivity, the GCP-530 and GCP-1030 clamp on current probes only need to be connected to the BNC input of a data logger or oscilloscope and clamped onto a conductor to start measurement.

Multiple Applications for AC and DC Measurements

Using the combination of a Hall-effect sensor and an AC current transformer, the probes provide accurate measurement of DC or AC currents up to 30Arms or DC100 MHz (for model GCP-1030). The split core construction allows the probe to easily clip on to a conductor without breaking the conductor.

Wide Range of Applications

With a flat frequency response, low noise and low insertion loss, the GCP-530 and GCP-1030 clamp-on probes are ideal for measuring steady state or transient current in amplifiers, inverters, electric motors, switching power supplies, controllers, sensors, LCD displays and electronic ballasts. For low current measurements, the high signal-to-noise ratio also makes the GCP-530 and GCP-1030 current probes ideal solutions.

High Accuracy Current Measurement

The demagnetize switch demagnetizes the core to remove any residual magnetism that has developed from excessive input current or from external magnetic fields. The zero adjustment control allows temperature drift and DC voltage offset to be easily compensated.

**GCP-530/1030
GCP-206P/425P**

FEATURES

- Bandwidths : DC~50 MHz and 100 MHz
- High S/N Ratio : Ideal for Measuring mA Signals (GCP-530)
- High Bbandwidth, From DC ~ 100 MHz (GCP-1030)
- DC and AC Measurements
- Better than 1% Accuracy
- Direct Connection to High-impedance 1 MΩ BNC Oscilloscope Inputs
- Demagnetize Switch : Demagnetizes the Core to Remove any Residual Magnetism
- Simple Overload Protector Prevents Damage Due to Overheating
- 2 Channel or 4 Channel Current Probe Power Supplies Designed for the GCP-530 and GCP-1030 Clamp Probes, The Power Supplies are Ideal for When Power is not Available From an Oscilloscope or for General Current Measurement Applications

APPLICATIONS

- Power Supply Design
- Power Device Evaluation
- Power Converter Design



SPECIFICATIONS

	GCP-530	GCP-1030
Probe Bandwidth	DC ~ 50MHz	DC ~ 100MHz
Rise Time	7ns or less	3.5ns or less
Maximum Continuous Input Range	30Arms	30Arms
Maximum Peak Current Value	50Apeak	50Apeak
Output Voltage Rate	0.1V/A	0.1V/A
Amplitude Accuracy	$\pm 1.0\%rdg \pm 1mV$ (0~30Arms/DC, 45~66Hz) ; $\pm 2.0\%rdg$ (30Arms~50A peak/DC, 45~66Hz)	$\pm 1.0\%rdg \pm 1mV$ (0~30Arms/DC, 45~66Hz) ; $\pm 2.0\%rdg$ (30Arms~50A peak/DC, 45~66Hz)
Noise	2.5mArms or less	2.5mArms or less
Rate Supply Voltage	$\pm 12V \pm 0.5V$	$\pm 12V \pm 0.5V$
Conductor Diameter	max. 5mm	max. 5mm
Maximum Rated Power	5.6VA	5.3VA
Maximum Rated Voltage	300V, CAT I	300V, CAT I
Safety Standards	En61010 Over voltage category II, III (anticipated transient over voltage 4000V). pollution degree 2	

SPECIFICATIONS

	GCP-206P	GCP-425P
Compatible Current Probe	GCP-530/GCP-1030	GCP-530/GCP-1030
Number of Power Supply Connectors	2	4
Output Voltage	$\pm 12V \pm 0.5V$	$\pm 12V \pm 0.5V$
Rated Output Current	$\pm 600mA$	$\pm 2.5A$
Rated Supply Voltage (50/60Hz)	100V AC $\pm 10\%$ 120/220/240 V (Specify when ordering)	100V~240V AC $\pm 10\%$
Maximum Rated Power	20VA	170VA
Dimensions Weight	73(W)x110(H)x 186(D)mm ; Approx.1.1kg	80(W)x119(H)x 200(D)mm ; Approx.1.1kg
Accessories	Power cord, fuse	Power cord, fuse

ORDERING INFORMATION

GCP-530 50 MHz/30A AC/DC Current Probe

GCP-1030 100 MHz/30A AC/DC Current Probe

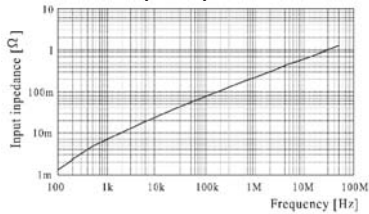
GCP-206P 2-Channel Power Supply for GCP-530 and GCP-1030 Series Current Probes

GCP-425P 4-Channel Power Supply for GCP-530 and GCP-1030 Series Current Probes

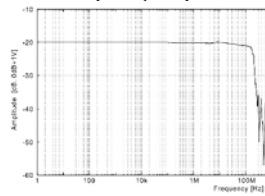
IMPORTANT CHARACTERISTICS

GCP-530

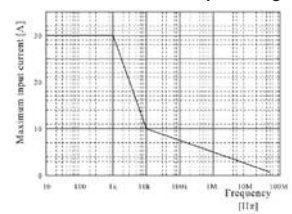
Input impedance



Frequency response

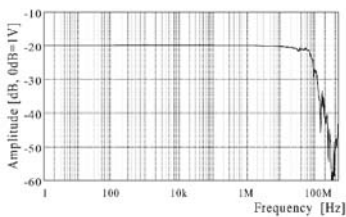


Continuous maximum input rating

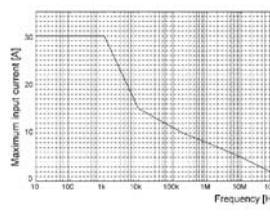


GCP-1030

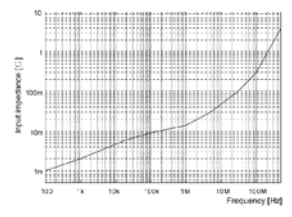
Frequency response



Continuous maximum input rating



Input impedance



Combined Test Solutions,
4 Commerce Way, Stanbridge Road,
Leighton Buzzard, LU7 4RW

T: 01525 374466
E: sales@ctstest.co.uk
W: www.ctstest.co.uk

