

# Multiplex Scanner Box

ZL201420282101.8



## GSB-01/02

**NEW**



### FEATURES

- \* Model : GSB-01 (8CH High Voltage Scanner Box), GSB-02 (6CH High Voltage and 2CH Ground Bond Scanner Box)
- \* Multi-channel Outputs for Withstanding Voltage, Insulation Resistance, Ground Bond Tests
- \* High-intensity LED for Channel, Status & Judgment Indications
- \* Front & Rear Input Connector Design is Suitable for the GPT-9800/9900/9900A Series
- \* A Maximum of 4 Scanner Boxes (32 CH) can be Connected to One GPT-9800/9900/9900A Series

The GSB-01/GSB-02, multiplex scanner box, is a dedicated option for GPT-9800/9900/9900A Series. The GSB-01 has connections for ACW, DCW and IR testing, while the GSB-02 also includes support for GB testing. It will provide reliable withstanding voltage, insulation resistance and ground bond testing for the electronic products and components.

This scanner box handles withstanding voltage 5kVac / 6kVdc and insulation resistance voltage 1kVdc as well as the ground bond current 40Aac supplied from safety tester proper. Each scanner box extends the output to 8 channels, a potential HI, LO or X can be set for each channel and AC/DC withstanding voltage, insulation resistance or ground bond test can be conducted depending on the model of scanner box.

A maximum 4 scanner boxes can be connected to one GPT-9800/9900/9900A series, it allows the output channel can be extended up to 32 channels. It is particularly well suited for multi-point safety testing as well for volume testing on factory floors.

SPECIFICATIONS		
	GSB-01	GSB-02
<b>HIGH VOLTAGE RATING</b>	5kVac/ 6kVdc	5kVac/ 6kVdc
<b>HIGH CURRENT RATING</b>	----	40Aac
<b>NUMBER OF H.V. CHANNELS</b>	8CH	6CH
<b>NUMBER OF G.B CHANNELS</b>	----	2CH
<b>MAXIMUM NUMBER OF SCANNERS</b>	4 Scanners (up to 32 channels)	
<b>INTERFACE</b>	RS-232C for connection between tester or scanner box	
<b>POWER SOURCE</b>	AC 100-240V ±10%, 50/60Hz	
<b>DIMENSIONS &amp; WEIGHT</b>	GSB-01 : 330(W) x 101(H) x 399(D) mm GSB-02 : 330(W) x 101(H) x 413(D) mm Approx. 5.5kg	

ORDERING INFORMATION	
<b>GSB-01</b>	Multiplex Scanner Box – 8CH H.V.
<b>GSB-02</b>	Multiplex Scanner Box – 6CH H.V./ 2CH G.B
<b>ACCESSORIES:</b> Quick Start Guide x 1, Power Cord x 1, CD x 1 (Complete user manual), H.V. Wiring Lead GHT-108 x 1, G.B Wiring Lead GHT-109 x 1 (GSB-02 only), Communication Cable GTL-235 x 1 Test Lead for GSB-01 : GHT-116R x 8, GHT-116B x 1 Test Lead for GSB-02 : GHT-116R x 6, GHT-116B x 1, GTL-116R x 2, GTL-116B x 1	




**GSB-01**



**GSB-02**

**GSB-01 Rear Panel**

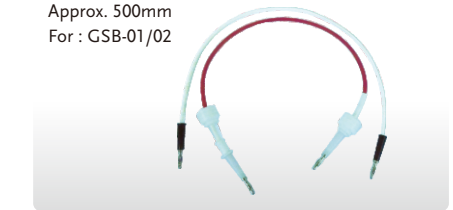


**GSB-02 Rear Panel**



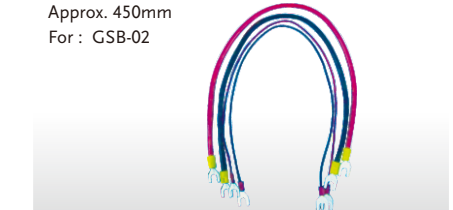
**GHT-108 H.V. Wiring Lead**

Approx. 500mm  
For : GSB-01/02



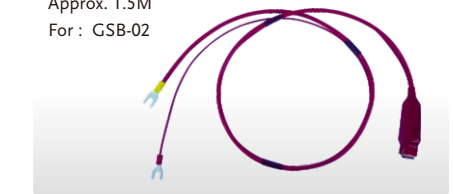
**GHT-109 G.B Wiring Lead**

Approx. 450mm  
For : GSB-02




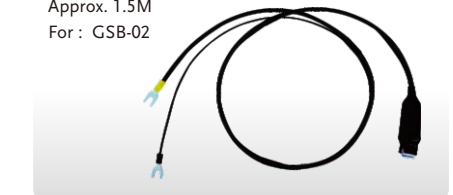
**GTL-116R Test Lead**

Approx. 1.5M  
For : GSB-02




**GTL-116B Test Lead**

Approx. 1.5M  
For : GSB-02



**GTL-235 Communication Cable**

Approx. 700mm  
For : GSB-01/02



**GHT-116R Test Lead**

Approx. 1.5M  
For : GSB-01/02



**GHT-116B Test Lead**

Approx. 1.5M  
For : GSB-01/02



GSB-01/02

SAFETY TESTER

GSB-01/02

SAFETY TESTER



Combined Test Solutions,  
4 Commerce Way, Stanbridge Road,  
Leighton Buzzard, LU7 4RW

T: 01525 374466  
E: [sales@ctstest.co.uk](mailto:sales@ctstest.co.uk)  
W: [www.ctstest.co.uk](http://www.ctstest.co.uk)

