



PPX-Series

Programmable High-Precision DC Power Supply

FEATURES

- CV, CC Priority Start Function
- Four Levels of Current Measurement Resolution (min. 0.1 μ A)/Two Levels of Voltage Measurement Resolution (min. 0.1mV)
- Power Output ON/OFF Delay Function
- Adjustable Voltage and Current Slew Rate
- Bleeder Circuit Control
- Delayed Over-current Protection(OCP Delay)
- Sequential Power Output Function
- Remote Sensing Function
- Data Logger
- 10 Sets of Memory Function
- Over Voltage Protection, Under Voltage Limit, Over Current Protection, Over Temperature Protection, AC Alarm Function
- Supports K Type Thermocouple Temperature Measurement
- Interfaces: USB, LAN, RS-232, RS-485, Analog Control; Opt: GPIB
- Size: 3U High, in Line with 1/4 Rack

The PPX-Series programmable high-precision DC power supplies include six models; PPX-1005 (10V/5A/50W), PPX-2002 (20V/2A/40W), PPX-2005 (20V/5A/100W), PPX-3601 (36V/1A/36W), PPX-3603 (36V/3A/108W), and PPX-10H01 (100V/1A/100W). This series has the output low noise (0.35mVrms) and fast transient response characteristics (<50µs) of conventional linear power supplies. It also provides constant voltage and constant current priority output modes, and the series can also set the voltage and current rising/falling slew rates separately, and the delay time for the output to be turned on and off.

The PPX-Series has four current levels and two voltage levels to provide users with high-precision measurements, and via the Data Logger function, the measurement records can be stored in the USB for long-term measurement and recording of IoT devices, portable devices, wearable devices, and sensor components.

In order to extend the use time of portable devices and wearable devices, manufacturers are not only committed to improving the operating efficiency of the circuit, but also reducing standby power consumption as much as possible. In order to satisfy users' low-power measurement applications, GW Instek has launched the PPX-Series with current measurement resolutions (0.1µA, 1µA, 10µA, 0.1mA) and voltage measurement resolutions (0.1mV, 1mV) to provide power for portable devices and wearable devices. When the device enters the sleep mode or the standby mode, the PPX series can still measure the subtle current changes of the DUT.

The PPX-Series provides the Test Sequence function, which allows users to arbitrarily define output waveforms. The voltage rising or falling time and the voltage maintenance time of each step can be set. For the operation, users can directly edit parameters on the front panel of the PPX-Series, or the CSV file can be edited via computer and imported into the PPX-Series, and the PPX-Series can be remotely edited. In addition, the OCP Delay function of the PPX-Series allows users to flexibly adjust the time to enable the over-current protection according to the characteristics of the DUT to protect the DUT and at the same time to test the current change of the DUT within a certain period of time.

Other than voltage, current, and power measurement, the PPX-Series also supports temperature measurement. While collocating with a K Type Thermocouple, the temperature range can be measured from -200°C ~ +1372°C. Supported standard communication interfaces include USB, LAN, RS-232, RS-485 and optional GPIB interface.

A. DISPLAY MODE



Voltage and Current



Voltage, Current and Wattage



Voltage, Current and Sequence Test

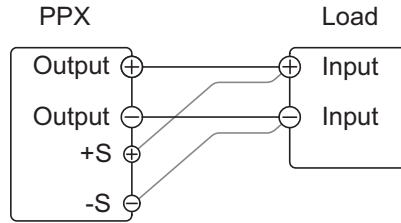


Voltage, Current and Temperature Measurement

The PPX-Series has four display modes, namely 1) voltage and current 2) voltage, current and wattage 3) voltage, current and Sequence Test 4) voltage, current and temperature measurement,

which are convenient for users to switch to different display modes according to test requirements.

B. REMOTE SENSING



REMOTE SENSING CONNECTION DIAGRAM


The Remote Sensing function can be used to compensate for the voltage drop caused by the resistance on the test connection lead from the power output to the load. PPX-1005/2002/2005/3601/3603 compensates for voltages up to 1 volt, and PPX-10H01 compensates

for voltages up to 3 volts. When testing, choose a test connection lead with a voltage drop less than the compensation voltage of the PPX series as much as possible.

C. TEMPERATURE MEASUREMENT



Blue: Temperature Control on with no GTL-205A Connected



Green: Output Safe is Activated and Output is on with GTL-205A Connected



White: Temperature Control on with GTL-205A Connected

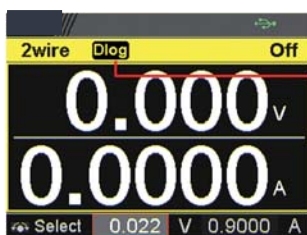


Red: The Alarm of Short Circuit Occurs From Temperature Measurement

The PPX-Series can measure DUT temperature while outputting power. Before measuring the temperature, please use the optional accessory GTL-205A (temperature probe adapter with K-type thermocouple) to connect the DUT and TC input terminals on the front panel of the PPX-Series respectively. During the measurement process, users can set the monitoring

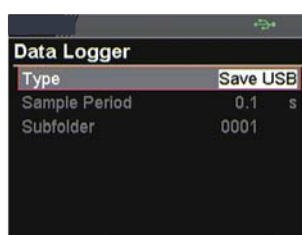
temperature for the DUT. Once the measurement temperature reaches the monitoring temperature value, the PPX-Series will stop the output. The PPX-Series can measure the temperature range of -200.0°C~1372.0°C (-328.0°F~2501.6 °F). Users can choose the display unit as °C or °F according to the requirement.

D. DATA LOGGER



Data Logger Function

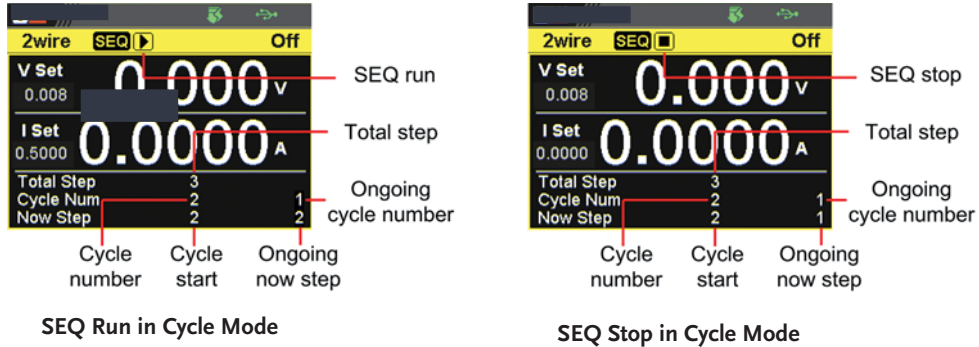
Dlog Icon Appears



Save Data Log Into USB Disk

The PPX-Series can record the measured voltage, current and temperature data to a USB flash drive or can be remotely controlled to read the data. Data sampling interval is 0.1~999.9 seconds.

E. SEQUENCE TEST



The Sequence Test function allows users to plan the PPX-Series to execute a sequential power output. The PPX-Series will automatically execute the planned power output to the DUT to realize automated measurement. The PPX-Series can store

10 sets of edited Test Scripts in the internal memory, and can also be connected to a USB flash drive to store Test Scripts in the USB flash drive.

F. V/I SLEW RATE

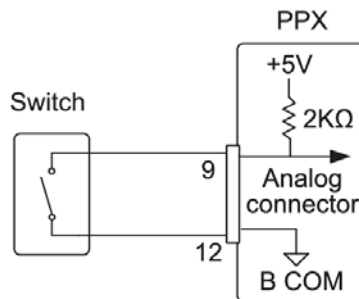
Model	R_V Slew Rate/ F_V Slew Rate Setting Range
PPX-1005	0.0001V/ms ~ 0.1V/ms
PPX-2002	0.0001V/ms ~ 0.2V/ms
PPX-2005	0.0001V/ms ~ 0.2V/ms
PPX-3601	0.0001V/ms ~ 0.36V/ms
PPX-3603	0.0001V/ms ~ 0.36V/ms
PPX-10H01	0.001V/ms ~ 0.5V/ms

Voltage Rising/Falling Slew Rate

The PPX-Series can adjust the slew rate of current and voltage. Via setting the rising and falling time of voltage and current, users can verify the performance of the DUT during the voltage/current changes. In addition, the adjustment of the slew

rate slows down the voltage transfer, which can effectively avoid the damage of the inrush current to the DUT, therefore, the series is especially suitable for the testing of capacitive loads and motors.

G. ANALOG REMOTE CONTROL



External Control of Output

The PPX-Series supports the analog control function, including external voltage to control voltage output/current output, external resistance to control voltage output/current output, external

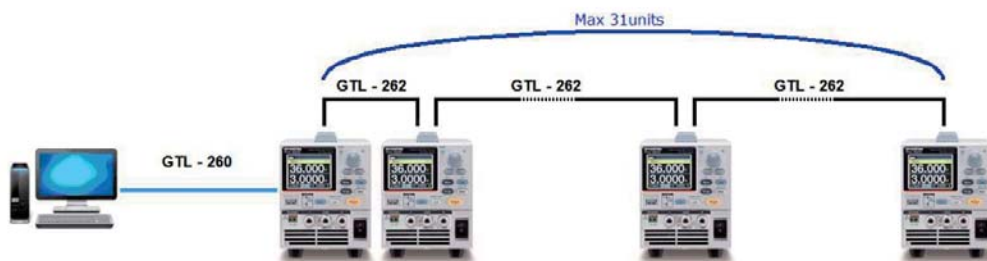
control of power output, trigger input/trigger output, and voltage/current monitoring.

PANEL INTRODUCTION



1. Panel Display
2. Display Switch Key
3. Knob
4. Output /key
5. Power Switch
6. Front Panel Output
7. Thermocouple Input Terminal
8. Voltage Compensation Terminal
9. USB Flash Port
10. Remote-IN
11. GPIB Interface
12. Analog Control Interface
13. AC Input Socket
14. USB Interface
15. LAN Interface
16. Remote-OUT

H. MULTIPLE UNIT CONNECTION



Multiple Unit Connection

The PPH-Series can connect up to 31 units. The PC is connected to the first unit of PPH through GTL-260, and the remaining PPH units are connected in a daisy-chained method via GTL-262. When using PPH-Series Multiple Unit Connection for remote program control and

slave expansion, there is no need to use other remote control equipment (E.g. switch/Hub), which can help users save equipment purchase costs.

SPECIFICATIONS

Model	PPX-1005	PPX-2002	PPX-2005	PPX-3601	PPX-3603	PPX-10H01
DC Output Mode						
Output Voltage	10.000V	20.000V	20.000V	36.000V	36.000V	100.00V
Output Current	5.0000A	2.0000A	5.0000A	1.0000A	3.0000A	1.0000A
Output Power	50W	40W	100W	36W	108W	100W
CONSTANT VOLTAGE OPERATION						
Line Regulation	±(0.01% of setting+1mV)	±(0.01% of setting+1mV)	±(0.01% of setting+1mV)	±(0.01% of setting+3mV)	±(0.01% of setting+3mV)	±(0.01% of setting+7mV)
Load Regulation	±(0.01% of setting+2mV)	±(0.01% of setting+2mV)	±(0.01% of setting+3mV)	±(0.01% of setting+3mV)	±(0.01% of setting+4mV)	±(0.01% of setting+7mV)
Transient Response ^{*1}	<50µs	<50µs	<50µs	<50µs	<50µs	<100µs
Ripple Noise(Vrms ² /Vpp ³)	0.35mVrms/<6mVpp	0.5mVrms/<8mVpp	0.5mVrms/<8mVpp	0.8mVrms/<10mVpp	0.8mVrms/<10mVpp	1.2mVrms/<15mVpp
Rise Time ⁴	Rated load 20ms	50ms	50ms	50ms	50ms	100ms
	No load 20ms	50ms	50ms	50ms	50ms	100ms
Fall Time ⁵	Rated load 10ms	20ms	20ms	20ms	20ms	50ms
	No load 100ms	150ms	150ms	150ms	150ms	250ms
Setting Range (105%)	0V ~ 10.5V	0V ~ 21.0V	0V ~ 21.0V	0V ~ 37.8V	0V ~ 37.8V	0V ~ 105.0V
Setting Resolution	1mV	1mV	1mV	1mV	1mV	10mV
Setting Accuracy (23°C±5°C)	±(0.03% of setting+3mV)	±(0.03% of setting+5mV)	±(0.03% of setting+5mV)	±(0.03% of setting+8mV)	±(0.03% of setting+8mV)	±(0.03% of setting+20mV)
Remote Sensing Compensation Voltage(single line)	1V	1V	1V	1V	1V	3V
Temperature Coefficient (TYP.)	100 ppm/°C	100 ppm/°C	100 ppm/°C	100 ppm/°C	100 ppm/°C	100 ppm/°C
CONSTANT CURRENT OPERATION						
Line Regulation	±(0.02% of setting+250µA)	±(0.02% of setting+100µA)	±(0.02% of setting+250µA)	±(0.02% of setting+50µA)	±(0.02% of setting+150µA)	±(0.02% of setting+50µA)
Load Regulation	±(0.02% of setting+250µA)	±(0.02% of setting+100µA)	±(0.02% of setting+250µA)	±(0.02% of setting+50µA)	±(0.02% of setting+150µA)	±(0.02% of setting+50µA)
Ripple Noise(Arms ²)	2mA	1mA	2mA	400µA	1mA	1mA
Setting Range (105%)	0A ~ 5.25A	0A ~ 2.1A	0A ~ 5.25A	0A ~ 1.05A	0A ~ 3.15A	0A ~ 1.05A
Setting Resolution	0.1mA	0.1mA	0.1mA	0.1mA	0.1mA	0.1mA
Setting Accuracy (23°C±5°C)	±(0.05% of setting+3.0mA)	±(0.05% of setting+1.0mA)	±(0.05% of setting+3.0mA)	±(0.05% of setting+0.5mA)	±(0.05% of setting+1.5mA)	±(0.05% of setting+1.0mA)
Temperature Coefficient (TYP.)	200 ppm/°C	200 ppm/°C	200 ppm/°C	200 ppm/°C	200 ppm/°C	200 ppm/°C
MEASUREMENT AND DISPLAY						
Voltage Range	H	10.000V	20.000V	20.000V	36.000V	36.000V
	L	1.0000V	2.0000V	2.0000V	3.6000V	3.6000V
Current Range	H	5.0000A	2.0000A	5.0000A	1.0000A	3.0000A
	M	500.00mA	200.00mA	500.00mA	100.00mA	300.00mA
	L	50.000mA	20.000mA	50.000mA	10.000mA	30.000mA
	LL	5.0000mA	2.0000mA	5.0000mA	1.0000mA	3.0000mA
	LL	5.0000mA	2.0000mA	5.0000mA	1.0000mA	3.0000mA
Measurement Resolution	Voltage(H)	1mV	1mV	1mV	1mV	10mV
	Voltage(L)	0.1mV	0.1mV	0.1mV	0.1mV	1mV
	Current(H)	0.1mA	0.1mA	0.1mA	0.1mA	0.1mA
	Current(M)	0.01mA	0.01mA	0.01mA	0.01mA	0.01mA
	Current(L)	0.001mA	0.001mA	0.001mA	0.001mA	0.001mA
	Current(LL)	0.0001mA	0.0001mA	0.0001mA	0.0001mA	0.0001mA
Measurement Accuracy	Voltage(H/L)	±(0.03% of rdg + 2mV)	±(0.03% of rdg + 4mV)	±(0.03% of rdg + 5mV)	±(0.03% of rdg + 6mV)	±(0.03% of rdg + 8mV)
	Temperature Coefficient*(TYP.)	100 ppm/°C	100 ppm/°C	100 ppm/°C	100 ppm/°C	100 ppm/°C
	Current(H/M)	±(0.05% of rdg + 2.5mA)	±(0.05% of rdg + 1.0mA)	±(0.05% of rdg + 2.5mA)	±(0.05% of rdg + 0.4mA)	±(0.05% of rdg + 1.2mA)
	Current(L/LL)	±(0.1% of rdg + 40µA)	±(0.1% of rdg + 24µA)	±(0.1% of rdg + 40µA)	±(0.1% of rdg + 16µA)	±(0.1% of rdg + 28µA)
	Temperature Coefficient*(TYP.)	200 ppm/°C	200 ppm/°C	200 ppm/°C	200 ppm/°C	200 ppm/°C
TEMPERATURE MEASURED						
Temperature (K-Type Thermocouple)	Range	-200°C~+1372°C				
	Resolution	0.25°C				
	Accuracy	±(0.5% + 2°C)				
PROTECTION						
Over Voltage Protection(OVP)	Operation	Turns the output off, displays OVP and lights ALARM				
	Setting Range	0.5V ~ 11.0V	1.0V ~ 22.0V	1.0V ~ 22.0V	1.8V ~ 39.6V	1.8V ~ 39.6V
	Setting Accuracy	(5% to 110% of the rated output voltage) ±(1% of rating)				
Over Current Protection(OCP)	Operation	Turns the output off, displays OCP and lights ALARM				
	Setting Range	0.25A ~ 5.5A	0.1A ~ 2.2A	0.25A ~ 5.5A	0.05A ~ 1.1A	0.15A ~ 3.3A
	Setting Accuracy	(5% to 110% of the rated output current) ±(1% of rating)				
Over Temperature Protection(OTP)	Operation	Turns the output off, displays OTP and lights ALARM				
OTHER						
Interface Capabilities	LAN USB RS-232/RS-485	MAC Address, DNS IP Address, User Password, Gateway IP Address, Instrument IP Address, Subnet Mask Type A: Host, Type B: Slave, Speed: 1.1/2.0, USB-CDC Complies with the EIA-RS-232/RS-485 specifications (excluding the connector)				
Nominal Input Voltage ⁷		100Vac / 120Vac / 220Vac / 240Vac(±10%), 50Hz / 60Hz, single phase				
Input Frequency Range		47Hz ~ 63Hz				
Max. Inrush Current		25Amax 200VA	20Amax 150VA	30Amax 300VA	35Amax 150VA	40Amax 300VA
Max. Power Consumption						
Operating Temperature		0°C ~ 40°C				
Storage Temperature		-20°C ~ 70°C				
Operating Humidity		20% ~ 80% RH; No condensation				
Storage Humidity		20% ~ 85% RH; No condensation				
Dimensions & Weight		107(W) × 124(H) × 313(D) mm (not including protrusions); Approx. 5.5kg				

NOTE: *1. Time for output voltage to recover within ±(0.1% + 10mV) of its rated output for a load change from 50% to 100% of its rated output current
*2. Measurement frequency bandwidth is 5 Hz to 1 MHz
*3. Measurement frequency bandwidth is 10 Hz to 20 MHz

*4. From 10%~90% of rated output voltage, with rated resistive load
*5. From 90%~10% of rated output voltage, with rated resistive load
*6. Temperature coefficient: after a 30 minute warm-up

*7. Before connecting the power plug to an AC line outlet, make sure the voltage selector switches of the bottom panel in the correct position. It might be damaged the instrument by connecting to the wrong AC line voltage

Specifications subject to change without notice.

PPX-SeriesD1BH

ORDERING INFORMATION

PPX-1005 10V/5A/50W Programmable High-precision DC Power Supply
PPX-2002 20V/2A/40W Programmable High-precision DC Power Supply
PPX-2005 20V/5A/100W Programmable High-precision DC Power Supply
PPX-3601 36V/1A/36W Programmable High-precision DC Power Supply
PPX-3603 36V/3A/108W Programmable High-precision DC Power Supply
PPX-10H01 100V/1A/100W Programmable High-precision DC Power Supply

ACCESSORIES

CD(User Manual), Power Cord, Test Lead(GTL-104A for PPX-1005/PPX-2005/PPX-3603, 1m, 10A) (GTL-105A for PPX-2002/PPX-3601, 1m, 3A) (GTL-204A for PPX-1005/PPX-2005/PPX-3603 <European Type Jack Terminal>, 1m, 10A) (GTL-203A for PPX-2002/PPX-3601/PPX-10H01 <European Type Jack Terminal>, 1m, 3A) (GTL-201A, Ground lead for European Type Jack Terminal)

OPTIONAL ACCESSORIES

GTL-258 GPIB Cable, 2000mm
GTL-259 RS-232 Cable with DB9 connector to RJ45
GTL-260 RS-485 Cable with DB9 connector to RJ45
GTL-262 RS-485 Slave cable
GTL-246 USB Cable(USB 2.0 Type A-Type B Cable, 4P)
GTL-205A Temperature probe adapter(thermal coupling, K-Type), about 1000mm
GRA-441-J Rack for PPX-Series(JIS)
GRA-441-E Rack for PPX-Series(EIA)
PPX-G GPIB Interface(factory installed)

Combined Test Solutions,
4 Commerce Way, Stanbridge Road,
Leighton Buzzard, LU7 4RW

T: 01525 374466
E: sales@ctstest.co.uk
W: www.ctstest.co.uk

